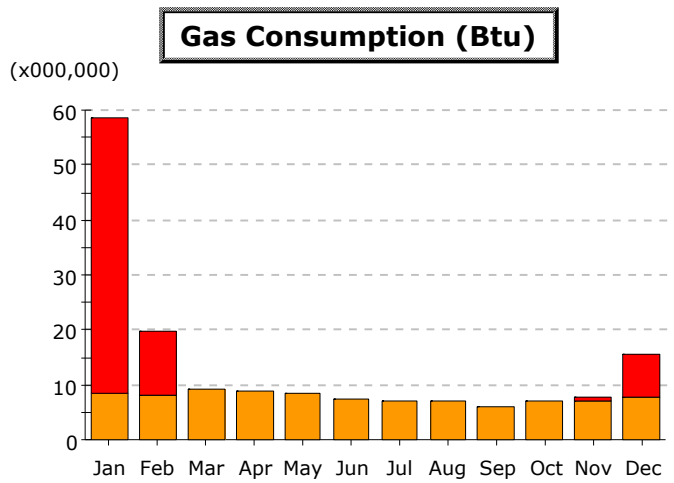
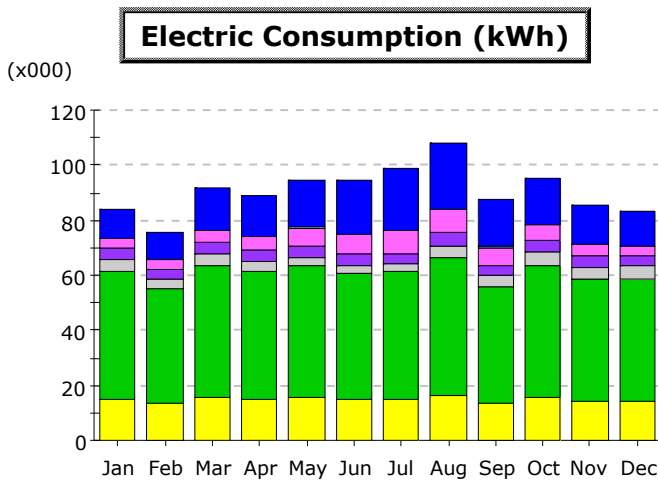


Appendix C

***E-Quest Analysis Results**



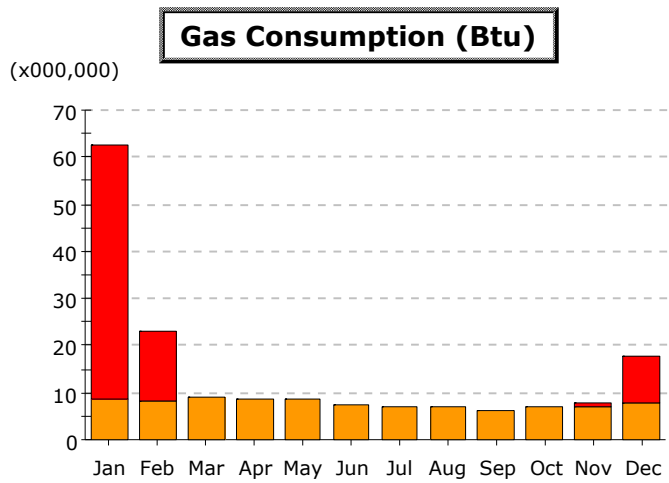
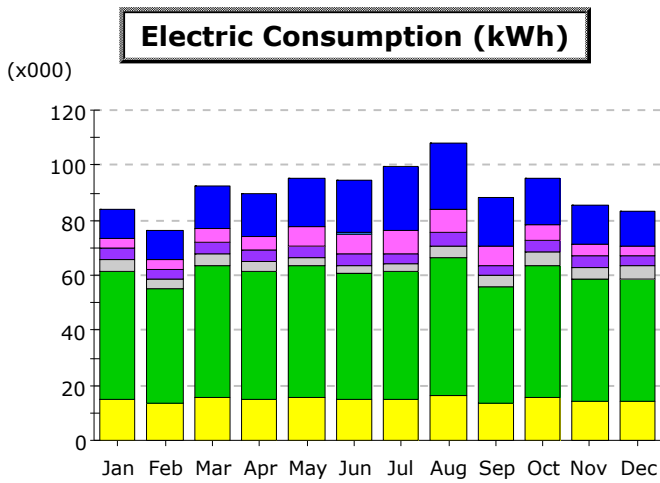
- Area Lighting
- Misc. Equipment
- Pumps & Aux.
- Water Heating
- Space Heating
- Task Lighting
- Exterior Usage
- Ventilation Fans
- Ht Pump Supp.
- Refrigeration

Electric Consumption (kWh x000)

	Jan	Feb	Mar	Apr	May	Jun	Jul	Aug	Sep	Oct	Nov	Dec	Total
Space Cool	10.4	9.8	15.4	15.1	17.3	19.4	22.6	23.6	17.4	16.6	14.3	12.4	194.3
Heat Reject.	-	0.0	0.0	0.0	0.1	0.2	0.4	0.3	0.2	0.1	0.0	0.0	1.4
Refrigeration	-	-	-	-	-	-	-	-	-	-	-	-	-
Space Heat	-	-	-	-	-	-	-	-	-	-	-	-	-
HP Supp.	-	-	-	-	-	-	-	-	-	-	-	-	-
Hot Water	-	-	-	-	-	-	-	-	-	-	-	-	-
Vent. Fans	3.9	3.3	4.5	5.3	6.4	7.2	7.9	8.6	6.4	6.1	4.4	3.7	67.7
Pumps & Aux.	3.8	3.5	4.2	4.1	4.3	4.1	4.1	4.4	3.7	4.3	3.9	3.8	47.9
Ext. Usage	4.6	3.5	3.9	3.8	2.7	2.6	2.7	4.4	4.2	4.4	4.4	4.6	45.7
Misc. Equip.	46.6	42.1	48.5	46.4	48.5	46.4	46.6	50.5	42.5	48.5	44.5	44.6	555.8
Task Lights	-	-	-	-	-	-	-	-	-	-	-	-	-
Area Lights	14.7	13.3	15.3	14.6	15.3	14.6	14.7	16.0	13.3	15.3	14.0	14.0	175.2
Total	83.9	75.5	92.0	89.3	94.6	94.5	99.0	107.8	87.8	95.2	85.4	83.1	1,088.0

Gas Consumption (Btu x000,000)

	Jan	Feb	Mar	Apr	May	Jun	Jul	Aug	Sep	Oct	Nov	Dec	Total
Space Cool	-	-	-	-	-	-	-	-	-	-	-	-	-
Heat Reject.	-	-	-	-	-	-	-	-	-	-	-	-	-
Refrigeration	-	-	-	-	-	-	-	-	-	-	-	-	-
Space Heat	50.16	11.87	-	-	-	-	-	-	-	-	0.80	7.76	70.59
HP Supp.	-	-	-	-	-	-	-	-	-	-	-	-	-
Hot Water	8.58	8.03	9.25	8.68	8.44	7.47	6.97	7.20	6.04	7.19	7.09	7.68	92.64
Vent. Fans	-	-	-	-	-	-	-	-	-	-	-	-	-
Pumps & Aux.	-	-	-	-	-	-	-	-	-	-	-	-	-
Ext. Usage	-	-	-	-	-	-	-	-	-	-	-	-	-
Misc. Equip.	-	-	-	-	-	-	-	-	-	-	-	-	-
Task Lights	-	-	-	-	-	-	-	-	-	-	-	-	-
Area Lights	-	-	-	-	-	-	-	-	-	-	-	-	-
Total	58.75	19.90	9.25	8.68	8.44	7.47	6.97	7.20	6.04	7.19	7.88	15.45	163.23



- Area Lighting
- Task Lighting
- Misc. Equipment
- Exterior Usage
- Pumps & Aux.
- Ventilation Fans
- Water Heating
- Ht Pump Supp.
- Space Heating
- Refrigeration

Electric Consumption (kWh x000)

	Jan	Feb	Mar	Apr	May	Jun	Jul	Aug	Sep	Oct	Nov	Dec	Total
Space Cool	10.7	10.1	15.7	15.4	17.6	19.7	22.9	23.9	17.6	16.8	14.6	12.6	197.7
Heat Reject.	-	0.0	0.0	0.0	0.1	0.2	0.4	0.3	0.2	0.1	0.0	0.0	1.4
Refrigeration	-	-	-	-	-	-	-	-	-	-	-	-	-
Space Heat	-	-	-	-	-	-	-	-	-	-	-	-	-
HP Supp.	-	-	-	-	-	-	-	-	-	-	-	-	-
Hot Water	-	-	-	-	-	-	-	-	-	-	-	-	-
Vent. Fans	4.0	3.4	4.6	5.3	6.5	7.3	8.1	8.7	6.5	6.1	4.3	3.8	68.3
Pumps & Aux.	3.9	3.5	4.3	4.1	4.3	4.1	4.1	4.5	3.7	4.3	3.9	3.8	48.5
Ext. Usage	4.6	3.5	3.9	3.8	2.7	2.6	2.7	4.4	4.2	4.4	4.4	4.6	45.7
Misc. Equip.	46.6	42.1	48.5	46.4	48.5	46.4	46.6	50.5	42.5	48.5	44.5	44.6	555.8
Task Lights	-	-	-	-	-	-	-	-	-	-	-	-	-
Area Lights	14.7	13.3	15.3	14.6	15.3	14.6	14.7	16.0	13.3	15.3	14.0	14.0	175.2
Total	84.3	75.9	92.3	89.7	95.0	94.9	99.4	108.3	88.1	95.5	85.7	83.5	1,092.6

Gas Consumption (Btu x000,000)

	Jan	Feb	Mar	Apr	May	Jun	Jul	Aug	Sep	Oct	Nov	Dec	Total
Space Cool	-	-	-	-	-	-	-	-	-	-	-	-	-
Heat Reject.	-	-	-	-	-	-	-	-	-	-	-	-	-
Refrigeration	-	-	-	-	-	-	-	-	-	-	-	-	-
Space Heat	54.03	15.05	-	-	-	-	-	-	-	-	0.89	9.89	79.86
HP Supp.	-	-	-	-	-	-	-	-	-	-	-	-	-
Hot Water	8.58	8.03	9.25	8.68	8.45	7.47	6.97	7.20	6.04	7.19	7.09	7.69	92.65
Vent. Fans	-	-	-	-	-	-	-	-	-	-	-	-	-
Pumps & Aux.	-	-	-	-	-	-	-	-	-	-	-	-	-
Ext. Usage	-	-	-	-	-	-	-	-	-	-	-	-	-
Misc. Equip.	-	-	-	-	-	-	-	-	-	-	-	-	-
Task Lights	-	-	-	-	-	-	-	-	-	-	-	-	-
Area Lights	-	-	-	-	-	-	-	-	-	-	-	-	-
Total	62.62	23.08	9.25	8.68	8.45	7.47	6.97	7.20	6.04	7.19	7.98	17.58	172.51